


**200mW SOD-323 SURFACE MOUNT**  
**Small Outline Flat Lead Plastic Package**  
**Schottky Barrier Diode**

Green Product



SOD-323 Flat Lead



**Absolute Maximum Ratings**  $T_A = 25^\circ\text{C}$  unless otherwise noted

Symbol	Parameter	Value	Units
$P_D$	Power Dissipation	200	mW
$T_{STG}$	Storage Temperature Range	-65 to +125	$^\circ\text{C}$
$T_J$	Operating Junction Temperature	+125	$^\circ\text{C}$
$V_{RM}$	Repetitive Peak Reverse Voltage	40	V
$V_R$	Maximum DC Blocking Voltage	40	V
$I_{F(AV)}$	Average Forward Rectified Current	100	mA
$I_{FSM}$	Peak Forward Surge Current (8.3mS Single Half-wave)	1	A

These ratings are limiting values above which the serviceability of the diode may be impaired.

**Specification Features:**

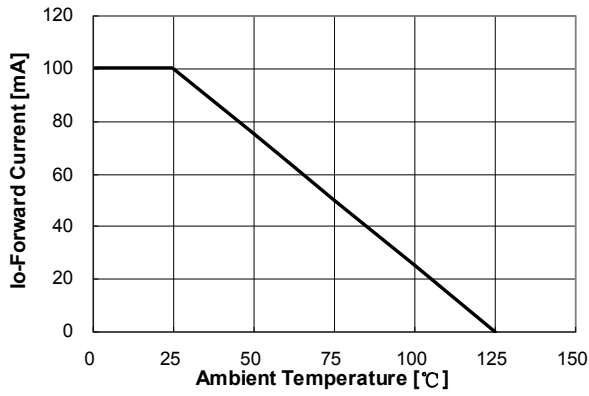
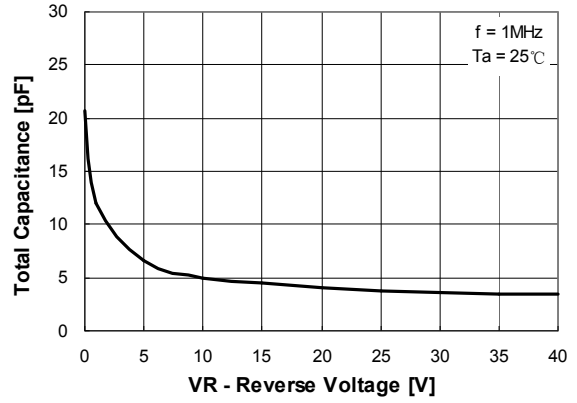
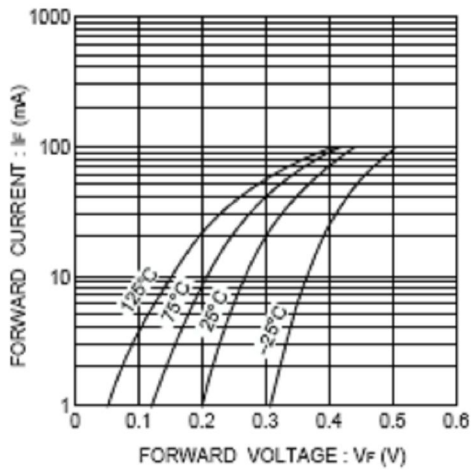
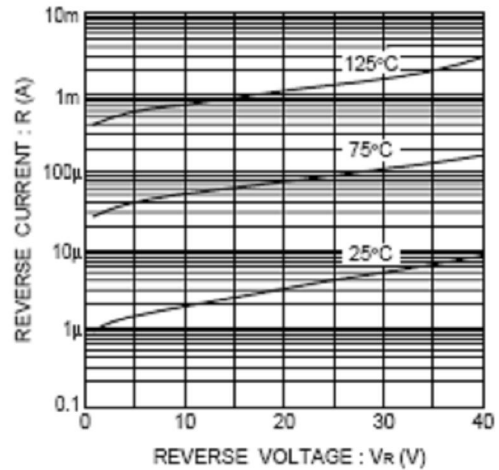
- Low Forward Voltage Drop
- Flat Lead SOD-323 Small Outline Plastic Package
- Surface Device Type Mounting
- RoHS Compliant
- Green EMC
- Matte Tin(Sn) Terminal Finish
- Band Indicates Cathode

**DEVICE MARKING CODE:**

Device Type	Device Marking
RB501V-40	B4

**Electrical Characteristics**  $T_A = 25^\circ\text{C}$  unless otherwise noted

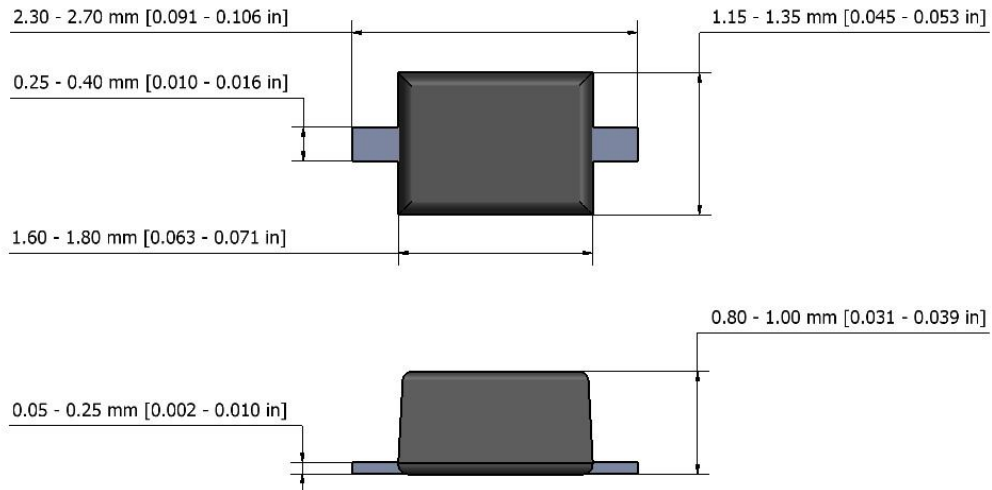
Symbol	Parameter	Test Condition	Limits		Unit
			Min	Max	
$B_V$	Breakdown Voltage	$I_R=500\mu\text{A}$	42		Volts
$I_R$	Reverse Leakage Current	$V_R=10\text{V}$		30	$\mu\text{A}$
$V_F$	Forward Voltage	$I_F=10\text{mA}$		0.340	Volts
		$I_F=100\text{mA}$		0.550	

**Typical Characteristics**

**Figure 1. Forward Current Derating Curve**

**Figure 2. Total Capacitance**

**Figure 3. Forward Characteristics**

**Figure 4. Forward Characteristics**

---

**SOD-323 Package Outline**

---



**NOTES:**

1. The above package outline is similar to JEITA SC-90.
  2. Dimensions are exclusive of Burrs, Mold Flash & Tie Bar extrusions.
-

## **NOTICE**

The information presented in this document is for reference only. Tak Cheong reserves the right to make changes without notice for the specification of the products displayed herein.

The product listed herein is designed to be used with ordinary electronic equipment or devices, and not designed to be used with equipment or devices which require high level of reliability and the malfunction of which would directly endanger human life (such as medical instruments, transportation equipment, aerospace machinery, nuclear-reactor controllers, fuel controllers and other safety devices), Tak Cheong Semiconductor Co., Ltd., or anyone on its behalf, assumes no responsibility or liability for any damages resulting from such improper use of sale.

This publication supersedes & replaces all information previously supplied. For additional information, please visit our website <http://www.takcheong.com>, or consult your nearest Tak Cheong's sales office for further assistance.